



# Annual Report: Data Update

P16Plus Council of Greater Bexar County  
Updated March 7, 2017

Contact: Ginger Walker, Data Director, P16Plus Council of Greater Bexar County, [Ginger.Walker@P16Plus.org](mailto:Ginger.Walker@P16Plus.org), 210.871.3645

# Contents

- I. MBKSA Goals
  - II. MBKSA Leadership
  - III. Demographic Landscape Data
  - IV. Indicators, Goals, Strategies by Pillar
    - I. High School Graduation
    - II. Post-Secondary
    - III. Workforce
    - IV. Violence and Recidivism
- Appendix: Definitions and Sources



# MBKSA Goals

## SIX GOALS OF MY BROTHER'S KEEPER INITIATIVE

1

Ensure all men and boys of color graduate from high school

3

Ensure all men and boys of color out of school are employed

5

Ensure all men and boys of color who have been convicted or incarcerated receive opportunity to lead a productive life

2

Ensure all men and boys of color complete post-secondary education or training

4

Ensure all men and boys of color are safe from violent crime

6

Ensure that local efforts are sustainable

# Leadership and Structure



## Mayor's Steering Committee

To provide strategic direction and communication across all 6 goal areas. Each Pillar Support Council is chaired by a Steering Committee Member.

## Community Convenings

To articulate issues concerning the grass roots community, surfacing both immediate and long-term concerns to inform Support Councils and Steering Committee and generate community involvement.

## Pillar Support Councils

To compile key indicators and long term strategies for one goal area.

## Action Networks

To develop connections & initiate action on key issues & opportunities that need immediate attention.



# Demographic Landscape Data

# Demographic Summary



**356K**

There are around 356,900 men and boys of color under the age of 35 in Bexar County



**76%**

of males under 35 in Bexar County are Hispanic, African American, Native American, Asian, or other non-White males

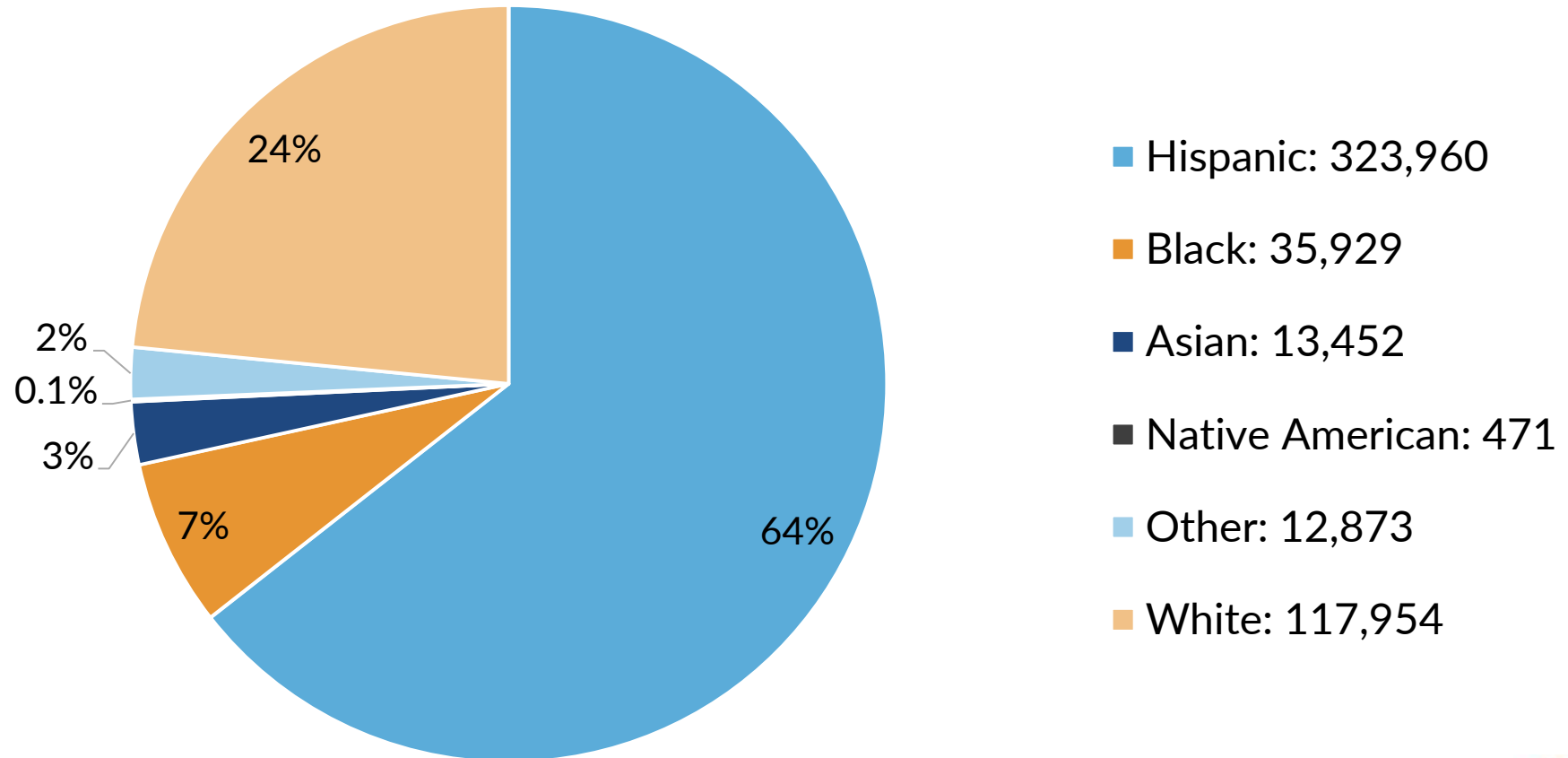


**140,000**

young men of color are enrolled in the 15 Bexar County ISDs

# Demographic Summary

## Ethnicity of Males Under 35 in Bexar County



# Education landscape summary

District Name	% Males of Color	# Males of Color	% Hispanic Males	% Black Males	% Other Ethnicity Males	% White Males	# Hispanic Males	# Black Males	# Other Ethnicity Males	# White Males	Total Enrollment
Edgewood ISD	50.9%	5753	50.2%	0.6%	0.1%	0.2%	5666	72	15	23	11293
South San Antonio ISD	50.7%	4997	49.9%	0.6%	0.2%	0.9%	4921	56	20	85	9854
Harlandale ISD	50.3%	7591	50.0%	0.2%	0.2%	0.9%	7536	32	23	142	15086
San Antonio ISD	50.0%	26558	46.3%	3.3%	0.4%	1.1%	24572	1773	213	570	53069
Southwest ISD	48.7%	6668	46.4%	1.6%	0.7%	2.9%	6355	222	91	392	13692
Southside ISD	47.5%	2653	46.2%	0.8%	0.5%	4.2%	2583	44	26	236	5587
Somerset ISD	46.1%	1840	45.4%	0.3%	0.5%	5.9%	1812	10	18	236	3994
East Central ISD	43.3%	4368	37.6%	4.7%	1.0%	8.9%	3796	471	101	899	10087
Judson ISD	43.0%	10005	28.6%	11.3%	3.0%	8.1%	6668	2634	703	1885	23286
Northside ISD	41.4%	43491	34.9%	3.3%	3.2%	10.0%	36658	3469	3364	10525	105110
North East ISD	37.3%	25283	29.8%	3.8%	3.7%	14.2%	20212	2589	2482	9648	67779
Ft Sam Houston ISD	30.7%	486	14.4%	8.7%	7.5%	19.9%	229	138	119	316	1585
Lackland ISD	28.0%	270	11.8%	8.9%	7.3%	22.4%	114	86	70	216	965
Randolph Field ISD	26.4%	359	11.0%	8.6%	6.8%	22.1%	150	117	92	300	1358
Alamo Heights ISD	23.3%	1125	20.7%	0.9%	1.7%	26.9%	1000	43	82	1299	4824

Source: Texas Education Agency Student Enrollment Reports, 2015-16, Bexar County 15 ISDs



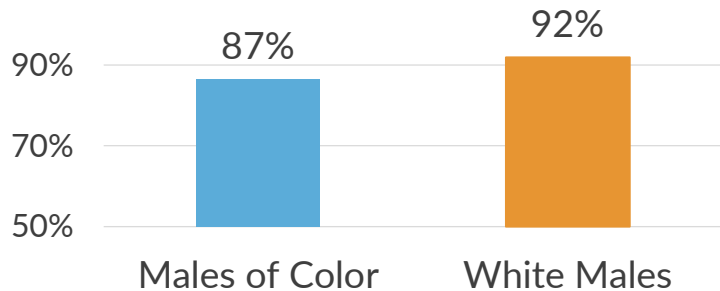
# 2016 Data Summary

Primary Indicator	Current Status for Males of Color	Baseline
High School Graduation Rate	86.6% (2015)	86.0%
Post-Secondary Attainment Rate	30.1% (2015)	27.8%
Opportunity Youth Rate	13.6% (2015)	14.6%
Violent Crime Victimization Rate	1,539 per 100,000; 5,615 total (2015)	1,492 per 100,000; 5,467 total
Juvenile Rearrest Rate	30.2% (2015)	31.1%
Adult Probation Revocation Rate	Pending	-

Note: Sources and definitions can be found in the Appendix.

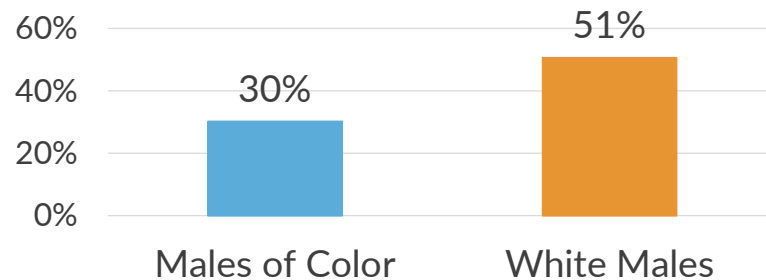
# MBKSA Data Update: Gaps faced by males of color

## High School Graduation



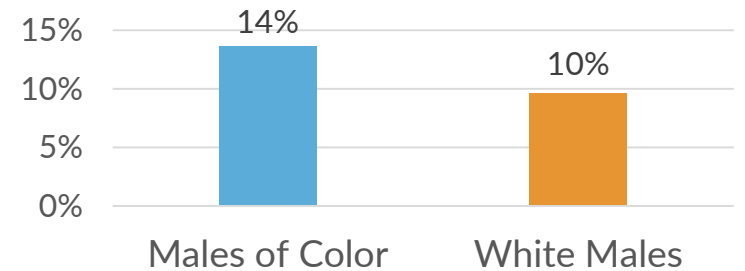
**5%** The gap for the percent who graduate high school on time (2015)

## Degree Attainment



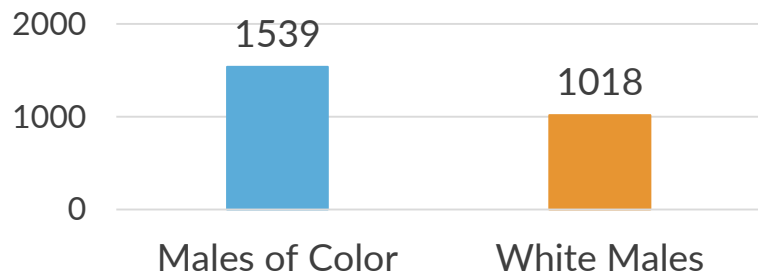
**21%** The gap for the percent ages 25-34 with a level I certificate or higher (2015)

## Opportunity Youth



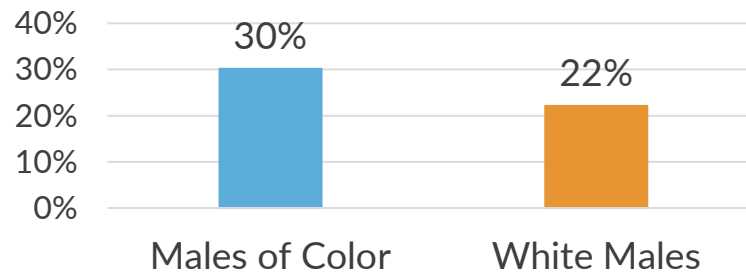
**4%** The gap for the percent ages 16-24 not working or in school (2011-2015)

## Violent Crime Victimization



**521** The gap for victims of violent crime per 100,000 population annually (2015)

## Juvenile Rearrests



**8%** The gap for first time offenders rearrested within 3 years between the ages of 10 and 16 (2015)

## Adult Probation Revocation

Pending. The Percent of probationers ages 18-34 who have been revoked. Requested from Bexar County Community Supervision and Corrections Department.

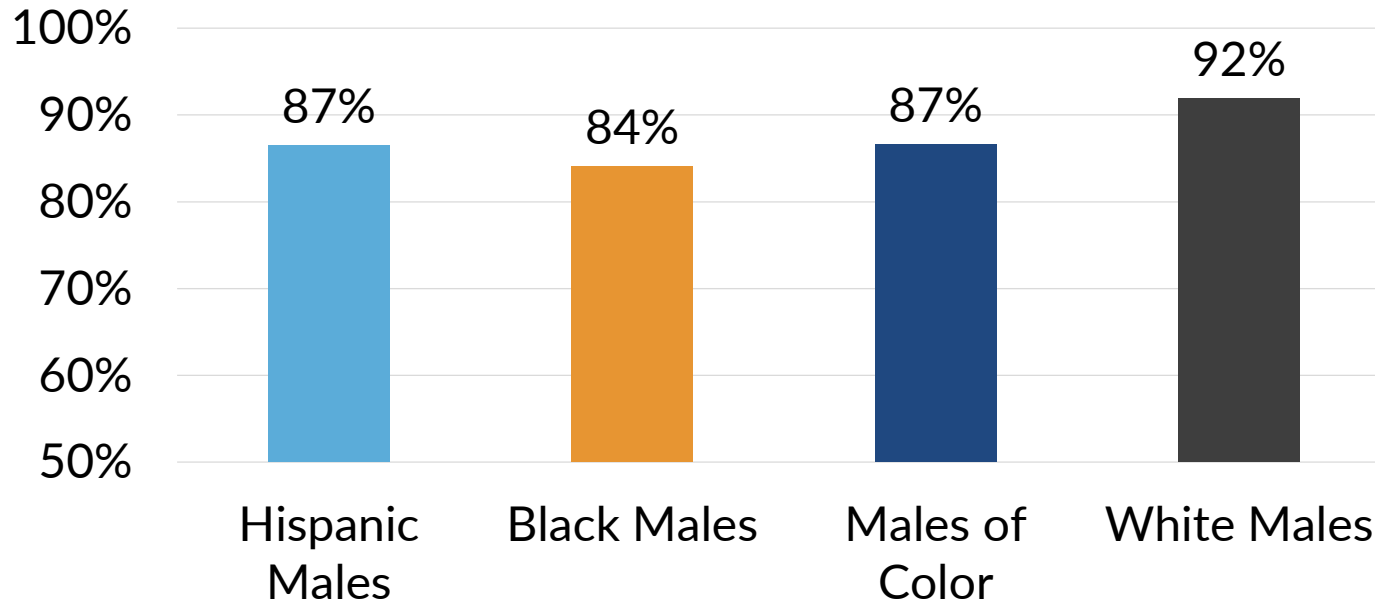


# Indicators, Goals, and Strategies by Pillar

High School Graduation – Post Secondary – Workforce – Violence and Recidivism

# Goal: Ensure All Men and Boys of Color Graduate High School

## Bexar County Four-Year Graduation Rate



Primary  
Indicator

Four-Year High School Graduation Rate

Source: Public Information Request to Texas Education Agency, Bexar County 15 ISDs, Class of 2015

## Sub-Indicators



### 3<sup>rd</sup> Grade Reading Pass Rate

Percent of Bexar County 3rd grade students passing the STAAR Reading assessment at level II or above.



### 9<sup>th</sup> Grade Retention Rate

Percent of students held back in 9th grade.

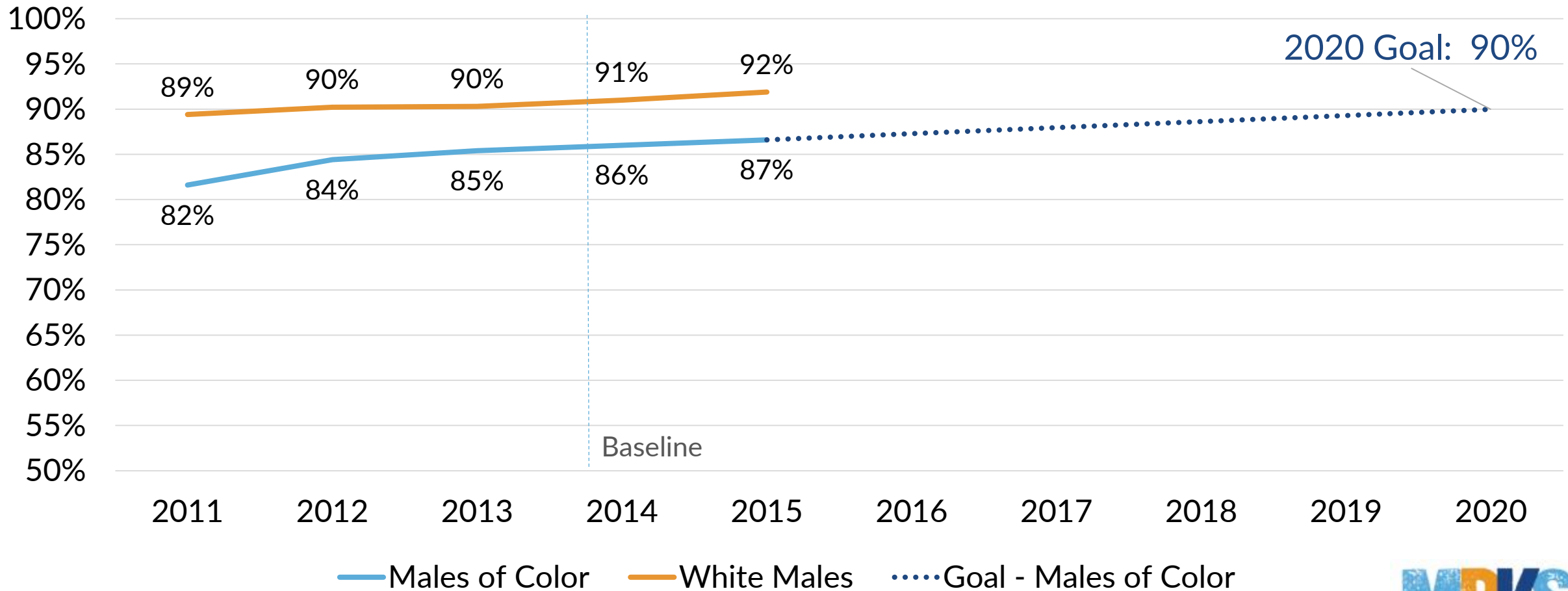


### 4-Year Dropout Rate

Percent of entering 9th grade students who drop out within 4 years.

# High School Graduation Goal

## Four-Year Graduation Rate Trend



# High School Graduation Strategies

## Ensure all men and boys of color graduate high school



### Building

A supportive community around boys of color through culturally responsive systems which engage families, faith, and cultural institutions



### Creating

Network of educator and service provider champions focused on effective approaches for boys of color



### Increasing

Engagement of men of color in the lives of young men and boys



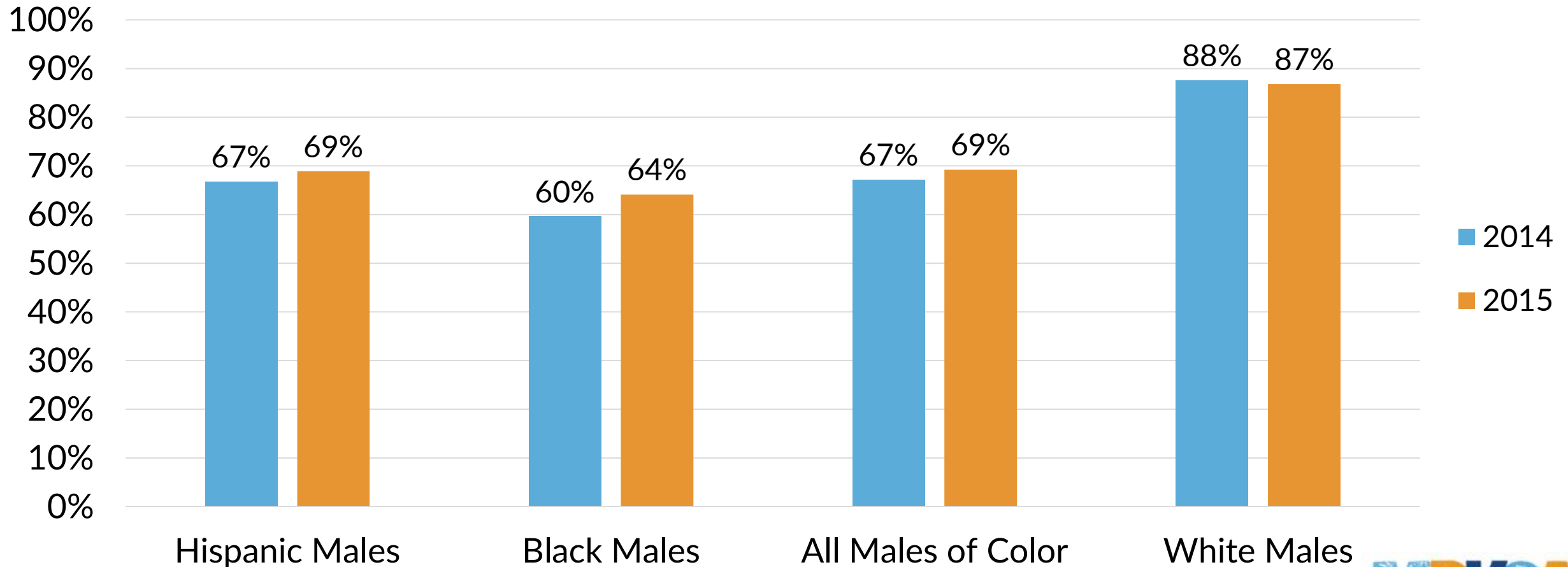
### Supporting

Families in providing enriched home learning environments which promote academic success

**90%** On-Time Graduation  
Rate by 2020

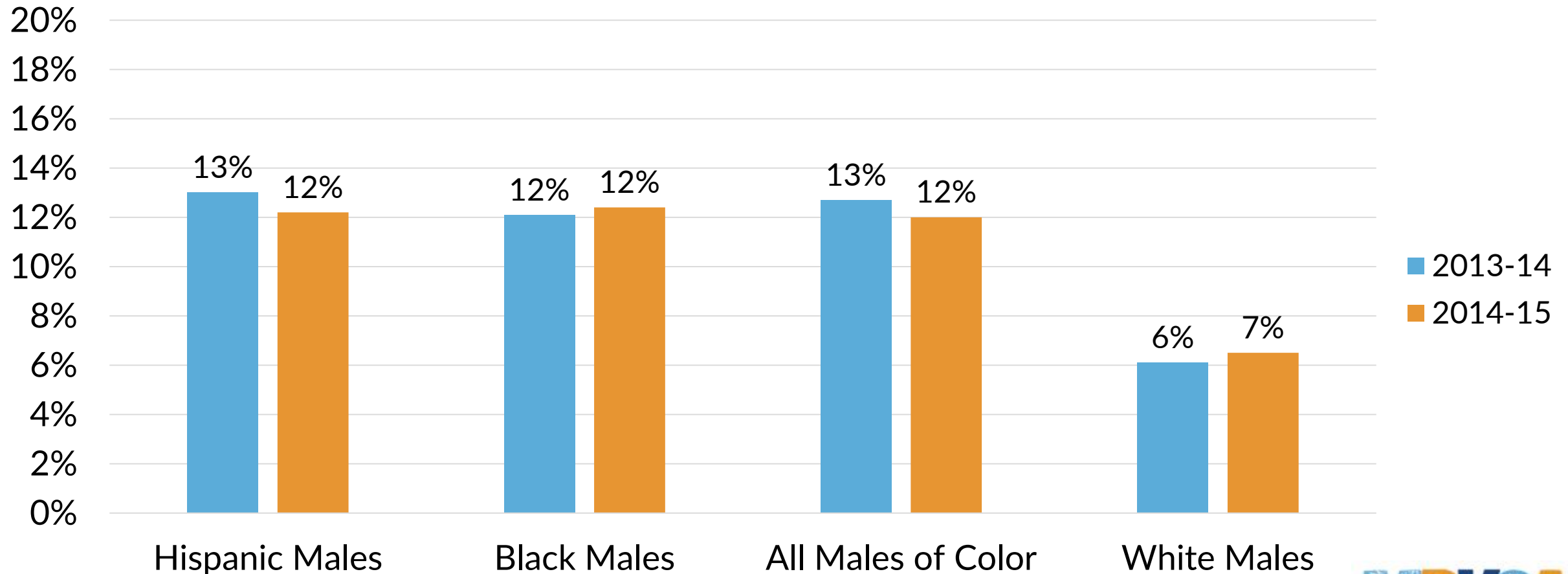
# Sub-Indicator

## Percent Passing 3<sup>rd</sup> Reading STAAR



# Sub-Indicator

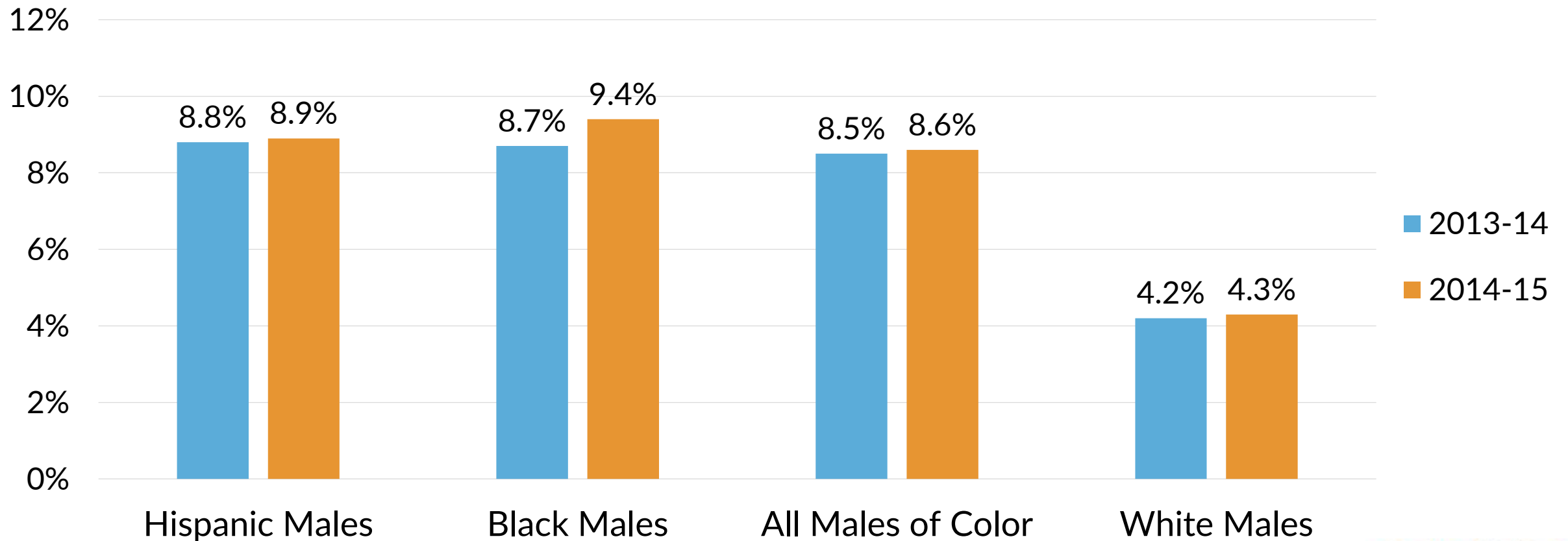
## Ninth Grade Retention Rate





# Sub-Indicator

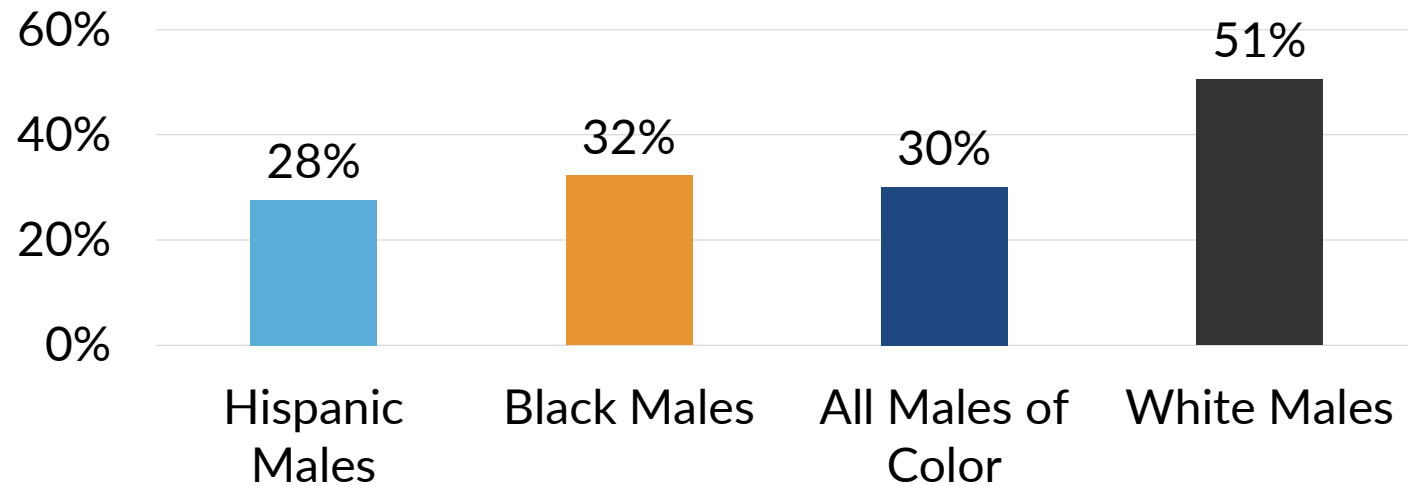
## Four-Year Longitudinal Dropout Rate



Source: Texas Education Agency, Division of Research and Analysis, Four-Year Longitudinal Dropout Rate, Bexar County 15 ISDs

# Goal: Ensure All Men and Boys of Color Complete Post-Secondary Education or Training

## Bexar County % of Adults (25-34) with Level I Certificates or Higher



### Primary Indicator

Percent of Bexar County 25-34 year olds with Level I Certificate or above

Source: American Community Survey 2015 1-year Public Use Microdata Sample; Certificate estimate from Texas Higher Education Coordinating Board

## Sub-Indicators



### Enrollment Rate

Percent of Bexar County high school graduates who enroll in a Texas institute of higher education the fall after graduation.



### Persistence Rate

Percent of Bexar County full time college students who return in the fall of the next school year.

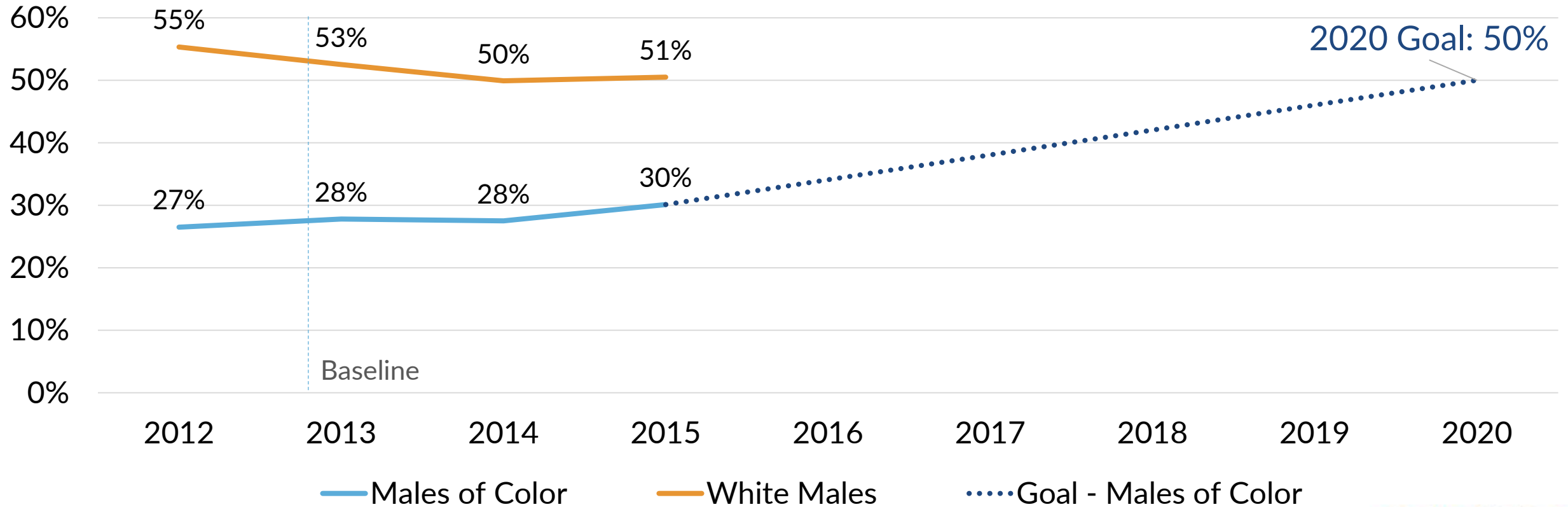


### College Completion Rate

Percent of Bexar County college students who complete a two year degree within 3 years or a 4 year degree within 6 years.

# Post-Secondary Goal

Goal Projection: Percent of Bexar County population with a Level I certificate or above, ages 25-34



Source: American Community Survey 2015 1-year Public Use Microdata Sample; Certificate estimate from Texas Higher Education Coordinating Board

# Post-Secondary Strategies

Ensure all men and boys of color complete post-secondary education or training



## Promoting

Community and family engagement and involvement in student success, including celebrating success among males of color.



## Demystifying

The higher education process and access through culturally-relevant messaging to and engagement of minority males



## Building

Upon mentoring and navigation support structure for transitioning to and persisting through post-secondary education



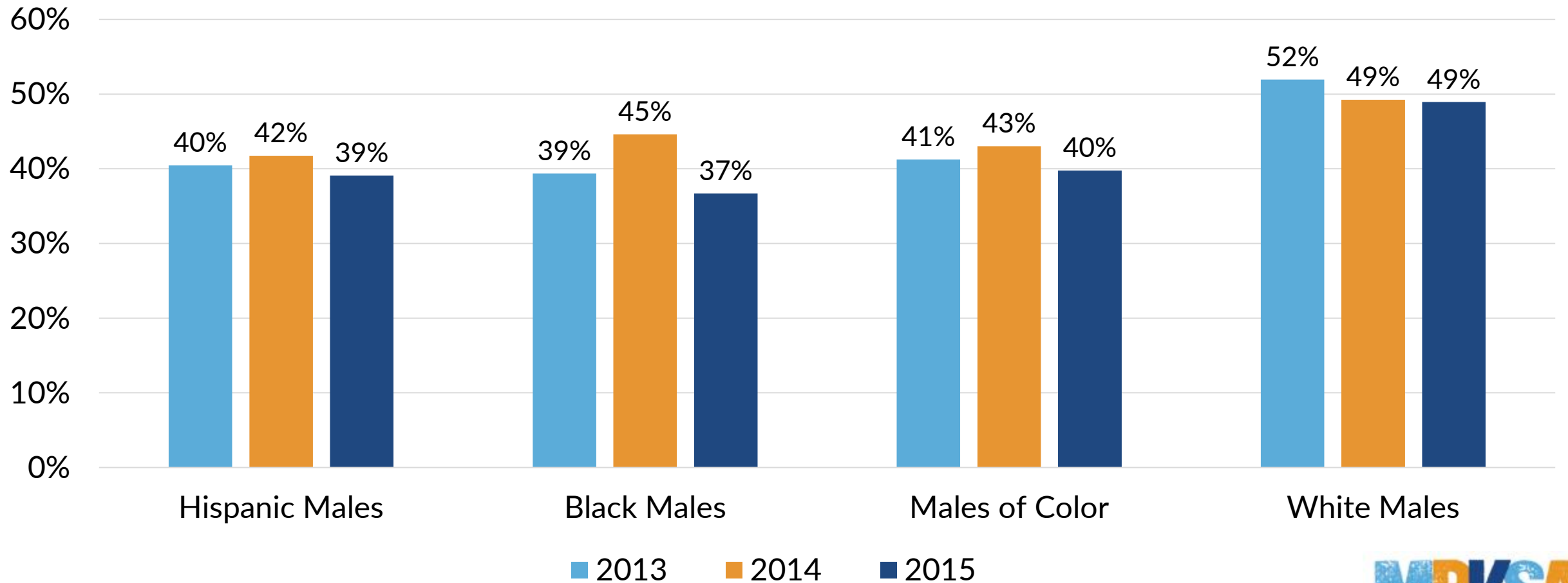
## Focusing

On institutional accountability for faculty and staff development to promote cultural and situational awareness and pedagogical approaches that are effective for young men of color

**50%** Of Bexar County population  
25-34 with a level I  
certificate or above by 2020

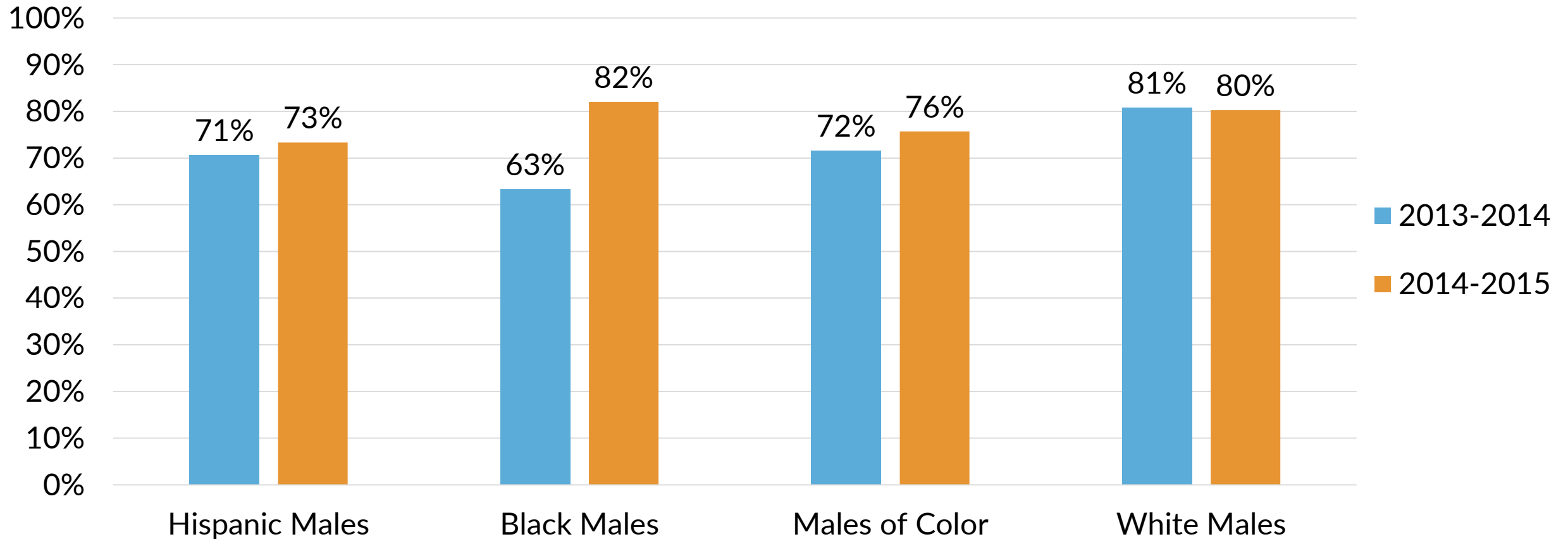
# Sub-Indicator

## Post-Secondary Enrollment



# Sub-Indicator

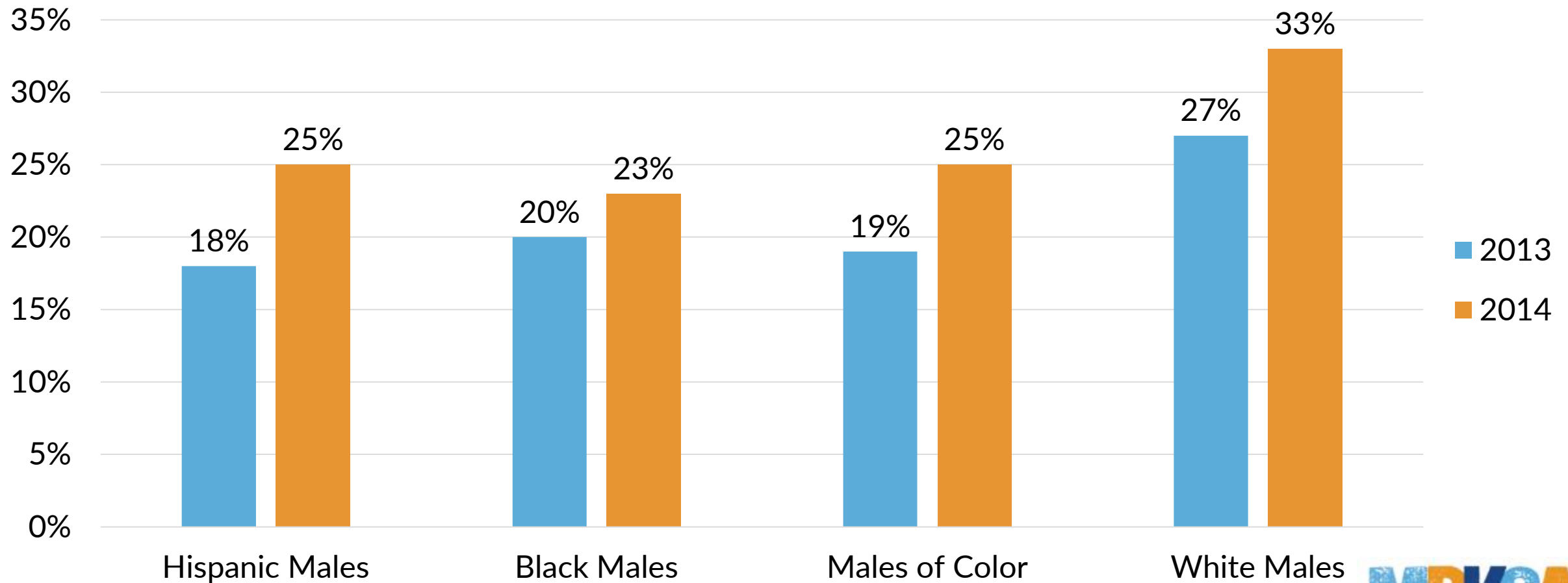
## Persistence by Ethnicity



Source: Texas Higher Education Coordinating Board Public Information Request; UTSA, Alamo Colleges  
Persistence includes students enrolled in their first year who re-enroll their second year in the same or another institution.

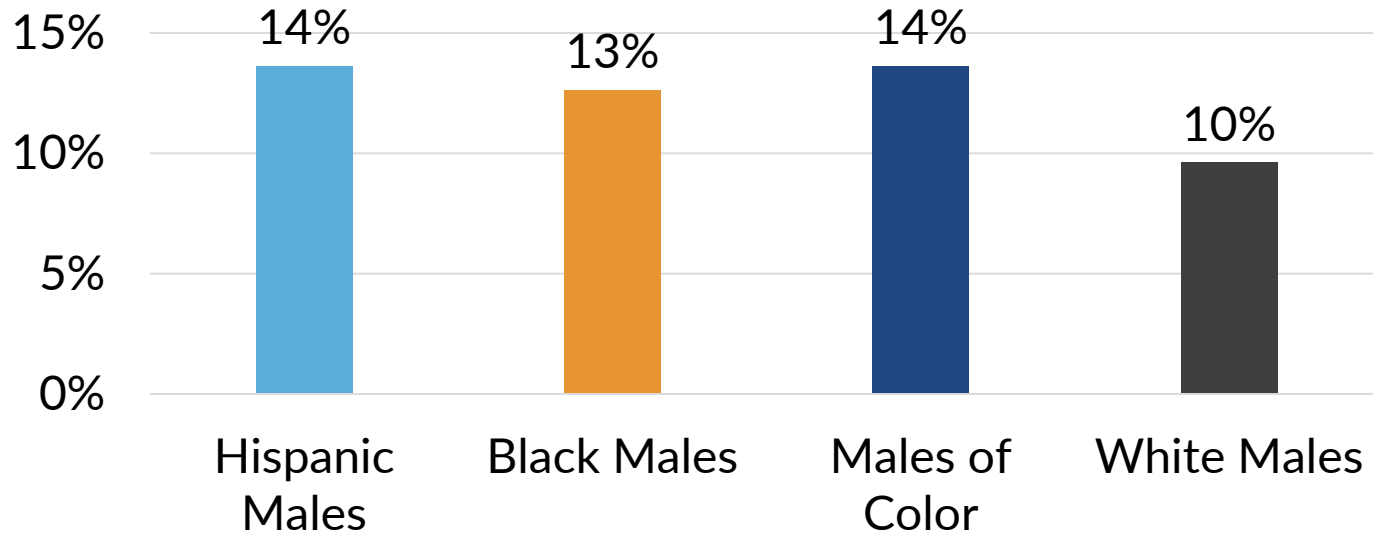
# Sub-Indicator

## Completion within 150% of Normal Time to Complete Degree



# Goal: Ensure All Men and Boys of Color Out of School are Employed

Percent Opportunity Youth: Ages 16-24, Not Working or in School



Primary Indicator

Percent of Bexar County 16-24 year olds not working or in school

Source: ACS 2011-2015 5-year PUMS

## Sub-Indicators



### Rate without High School Credentials

Percent of non-White males in Bexar County who do not have a High School Diploma or GED.



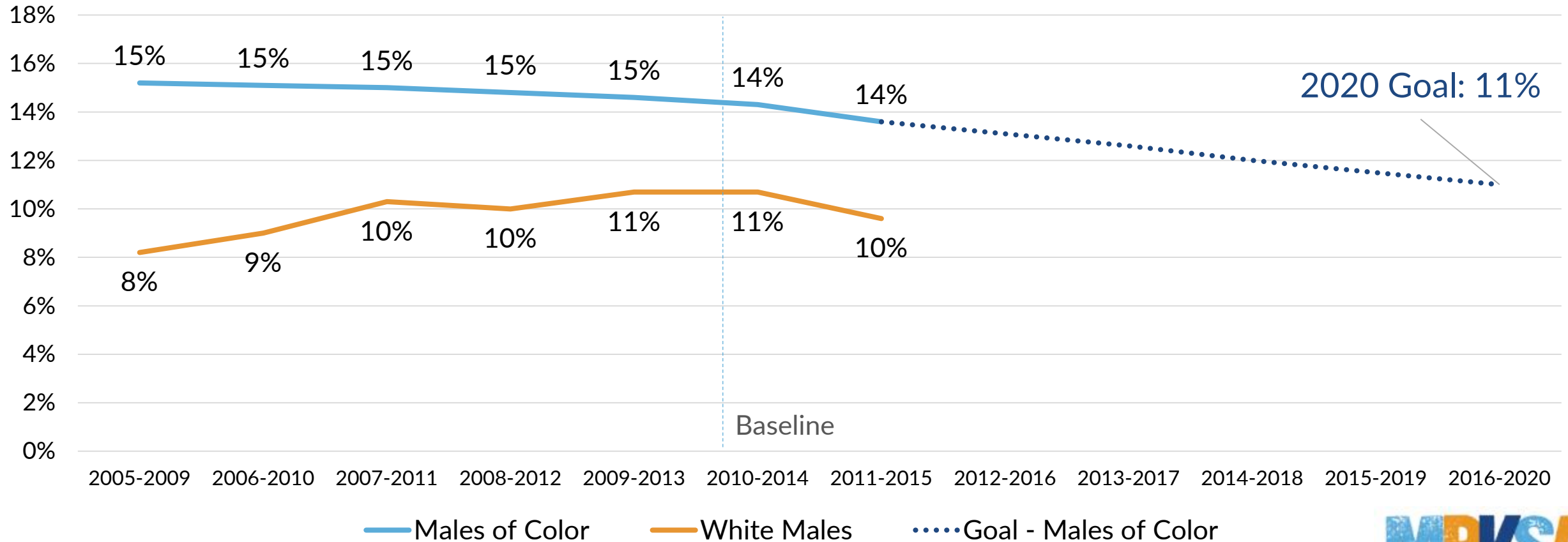
### Employment Rate of Men and Boys of Color with Criminal Record

In progress. Percent of non-White males 18-34 on probation who are employed.



# Workforce Goal

## Percent Opportunity Youth: Ages 16-24, Not Working or in School



# Workforce Strategies

Ensure all men and boys of color out of school are employed



## Presenting

Career pathways through culturally-relevant education and public awareness



## Working

With employers to increase job openings for men of color with arrest record



## Increasing

Job and soft skills education and training



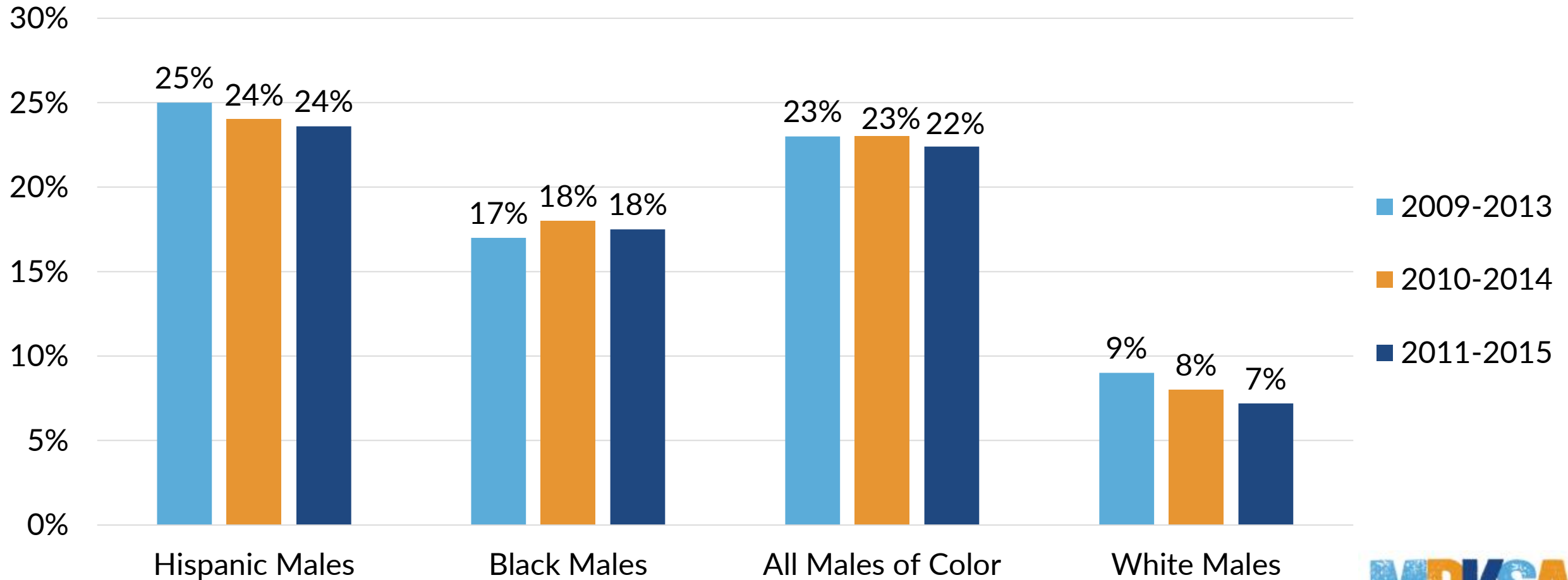
## Employing

Wraparound employment case management

**11%** Opportunity Youth  
Rate by 2020

# Sub-Indicator

## Percent Less than High School Graduate, Ages 18 to 24



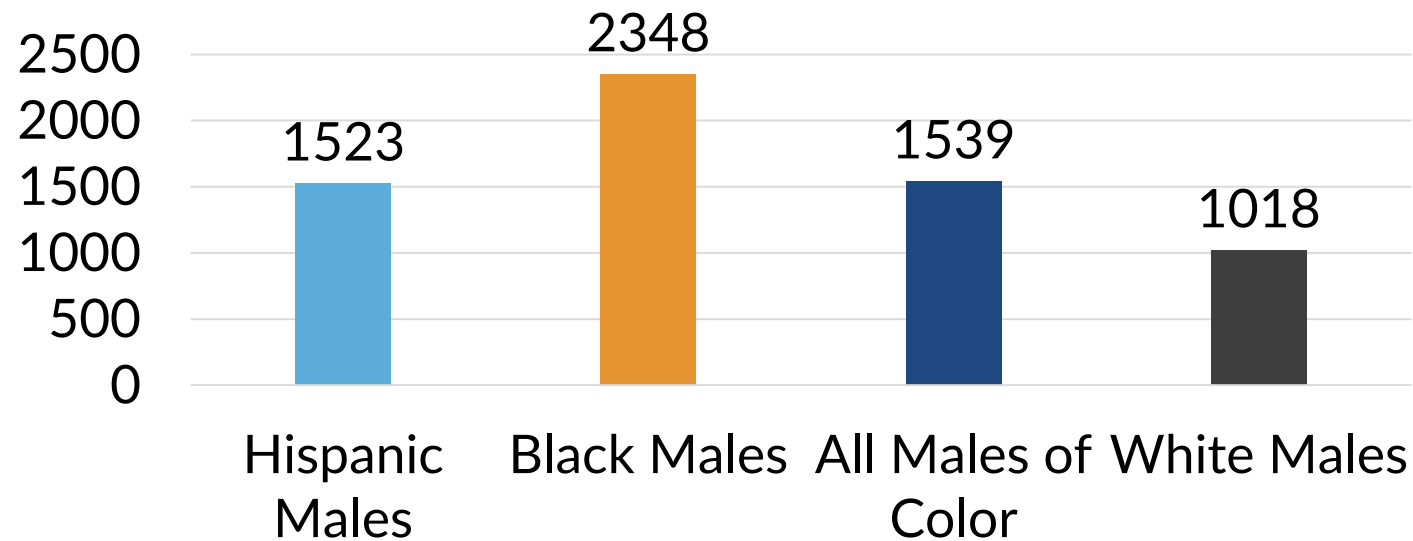
Source: American Community Survey 5-year Public Use Microdata Sample, Bexar County; HS Graduate includes GED

# Sub-Indicator

- Employment rate of men and boys of color with a criminal background:
  - Pending
  - Percent of males of color on probation who are employed
  - Data requested from the Bexar County Community Supervision & Corrections Department (CSCD) for ages 18-24

# Goal: Ensure All Men and Boys of Color Are Safe From Violent Crime

## Annual Violent Crime Victims Per 100,000 Population



### Primary Indicator

**Violent Crime Victimization Rate**  
The number of 2015 annual violent crime victims under 35 reported by SAPD per 100,000 population in Bexar County.

Source: SAPD, ACS 5-year PUMS

## Sub-Indicators



### Homicide Mortality Rate

Number of deaths under 35 attributed to homicide per 100,000 population.



### Child Abuse Victim Rate

Rate of confirmed victims of abuse/neglect per 100,000 population.

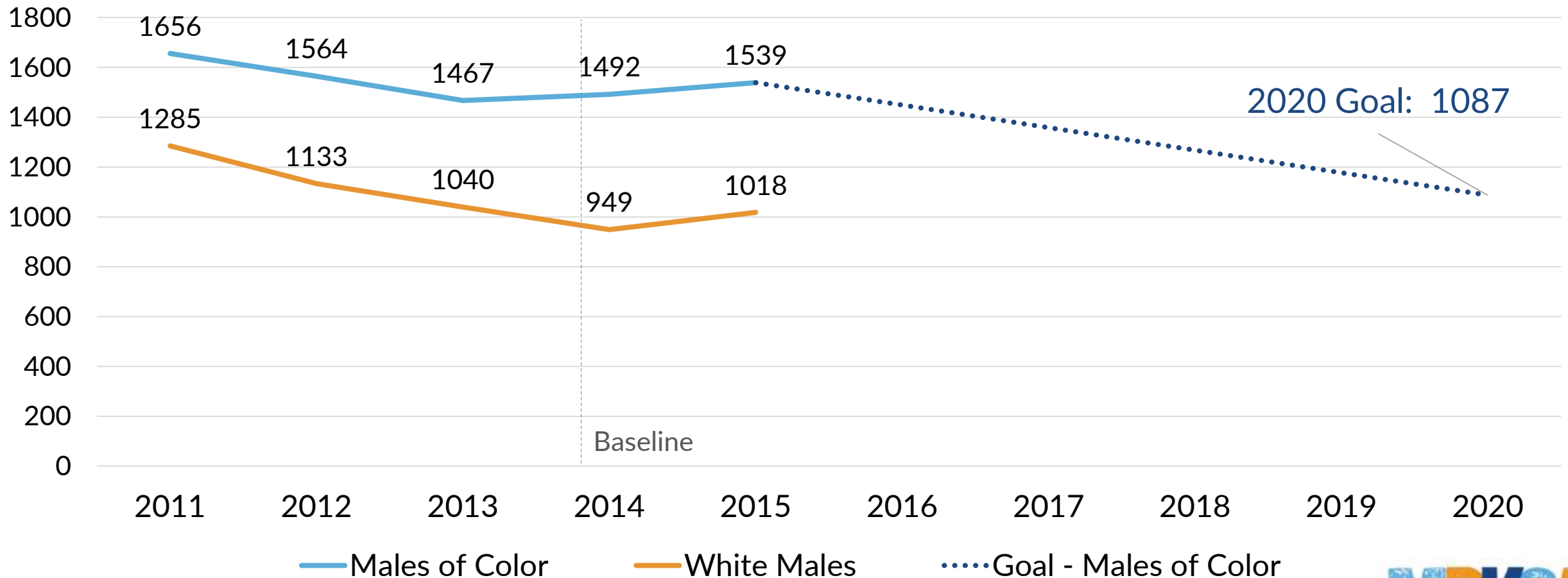


### Juvenile Probation Rate

In progress. Number of juvenile probationers per 100,000 population.

# Violent Crime Victimization Goal

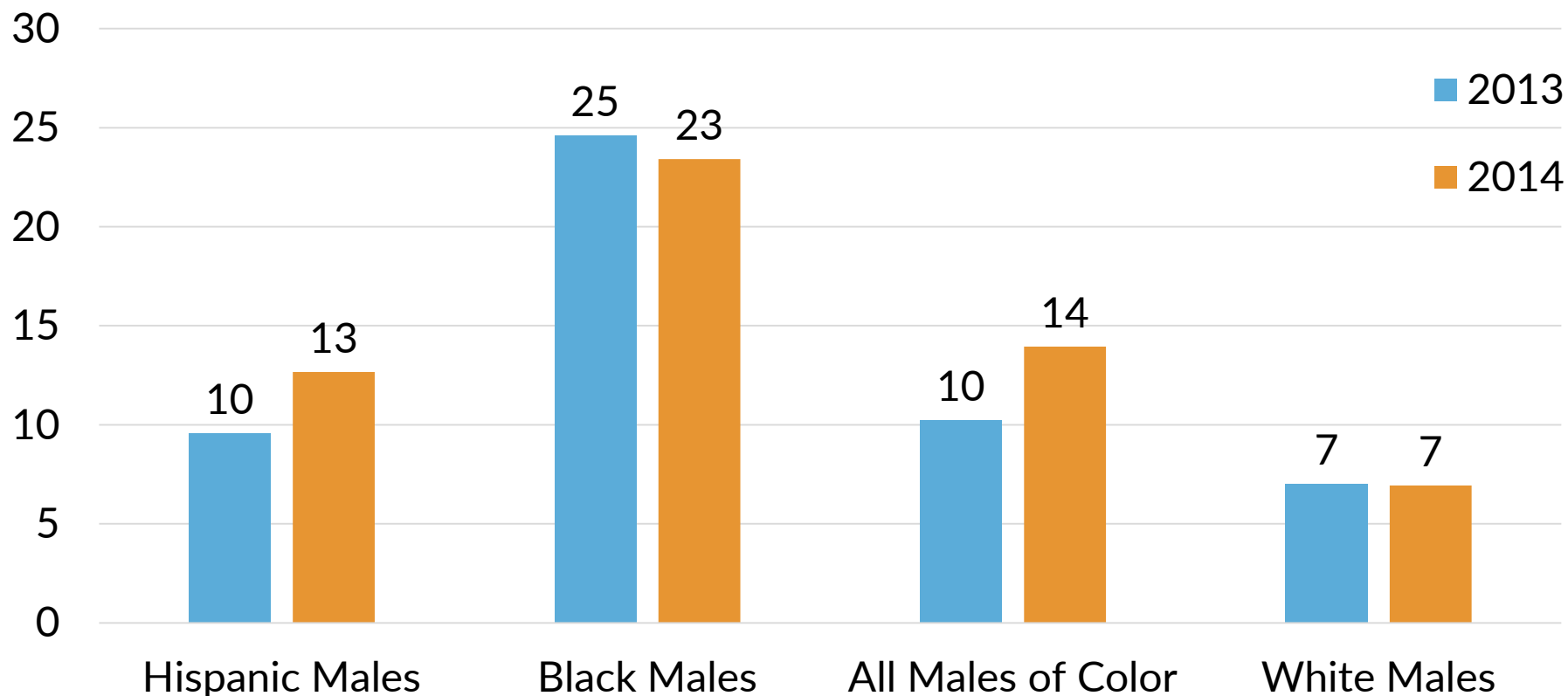
## Annual Victims Under 35 of Violent Crime Per 100,000 Population



# Sub Indicator



## Annual Homicide Mortality Rates for Males under 35 per 100,000 population



Total homicide mortalities:

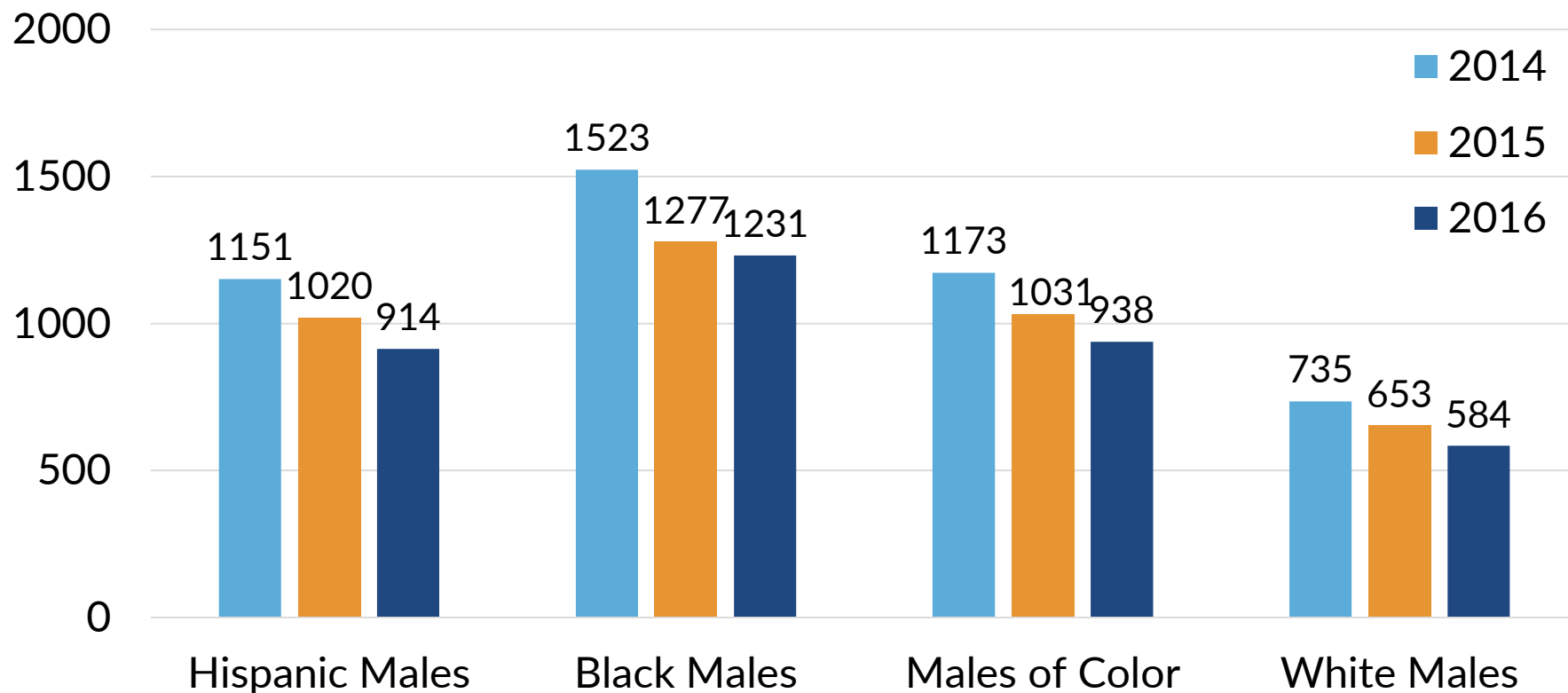
Ethnicity	2013	2014
Hispanic Males	29	39
Black Males	*	*
Other Males of Color	*	*
White Males	*	*

\* Fewer than 10

# Sub Indicator



## Bexar County Confirmed Victims of Child Abuse/Neglect – Ages 0-17 Rate per 100,000



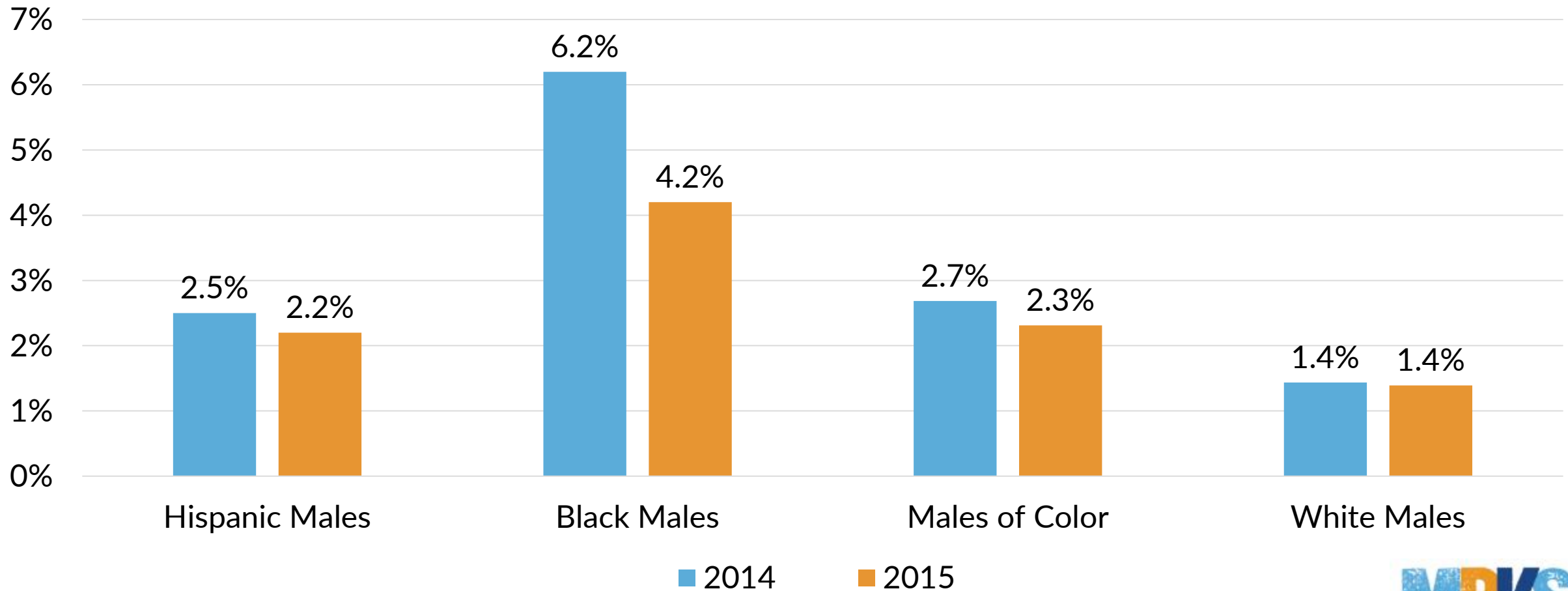
### Total Victims of Abuse/Neglect:

Ethnicity	2014	2016
Hispanic Males	1,907	1,555
Black Males	244	215
Other Ethnicity Males	123	97
White Males	365	287



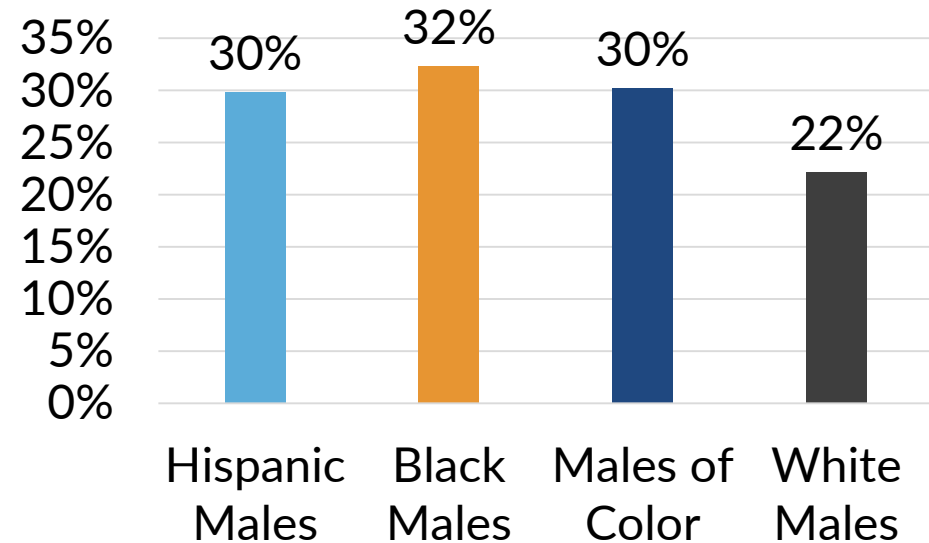


## Estimated Percent of Juveniles on Probation, Ages 10-17



# Goal: Ensure All Men and Boys of Color Convicted or Incarcerated Receive Opportunity to Lead a Productive Life

Bexar County Juvenile Offenders  
Re-arrested within 3 years



## Bexar County Revocation of Probation Rate, Ages 18-34:

pending, requested from Bexar County Community Supervision and Corrections Department

## Sub-Indicators:



### Technical Violation Rate

Percent of revoked probationers ages 18-34 who received a technical violation.



### Truancy Rate

Percent of Bexar County students who are required to appear in court due to truancy violations.



### Alt. School Referral Rate

Percent of students referred to alternative schools.

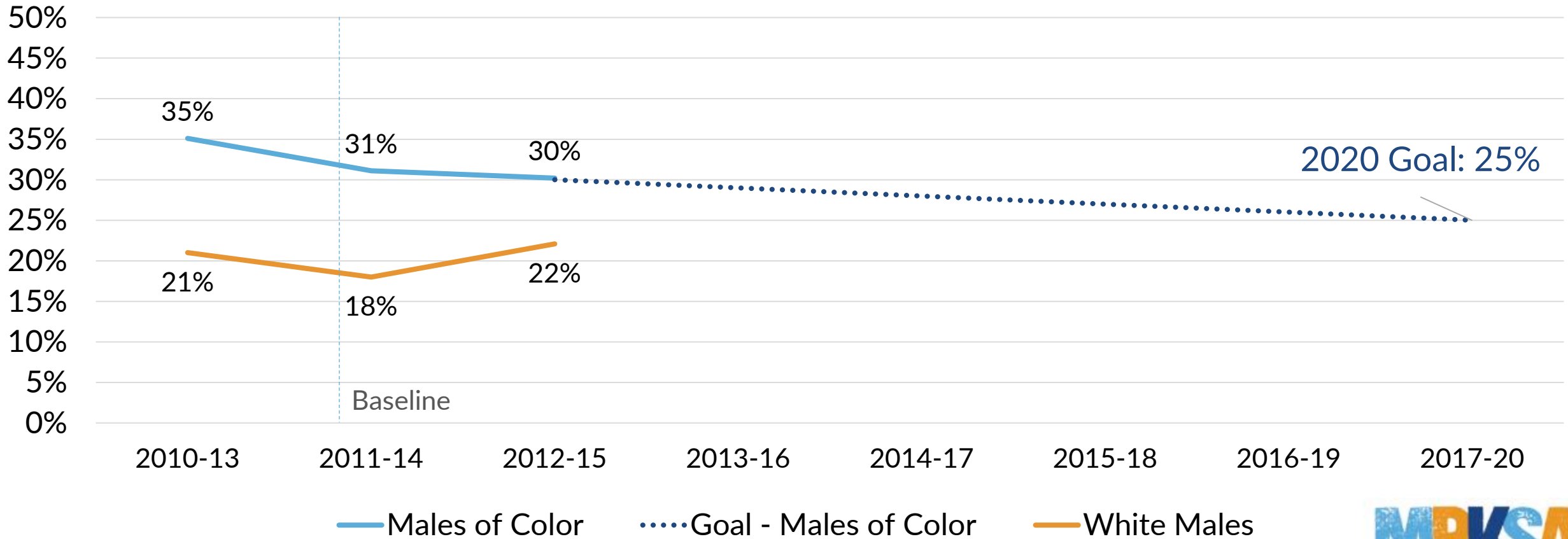
## Primary Indicators

**Juvenile Re-Arrest Rate:** the percent of juvenile offenders ages 10-16 who are re-arrested within 3 years; Source: Bexar County Juvenile Probation, 2012-2015

**Revocation of Probation Rate:** the percent of adult probationers age 18-34 who have been revoked; Source: Bexar County Community Supervision & Corrections Department

# Recidivism Goal

Percent of first time juvenile offenders re-arrested within three years (ages 10-16)



# Co-Indicator: Revocation of Probation

- Revocation of Probation
  - Pending
  - Definition: total revoked/total served in community supervision
  - Individuals are revoked when they violate the terms of probation set by courts
  - Data requested from the Bexar County Community Supervision & Corrections Department (CSCD)

# Violence and Recidivism Strategies

Ensure all men and boys of color are safe from violent crime/ Ensure all men and boys of color convicted or incarcerated receive opportunity to lead a productive life



## Identifying

And addressing policy and structural barriers to successful second chances



## Making

Cultural interventions and building character development to address cognitive behavior.



## Breaking

Cycles of family violence



## Increasing

Workforce preparation and employment



## Intervening

Early-on for young men in distress



## Focusing

On positive sustained male engagement and peer association



## Addressing

Substance abuse and mental health needs in at-risk neighborhoods

1087

Violent Crime Victimization Rate by 2020

25%

Juvenile Re-Arrest Rate by 2020

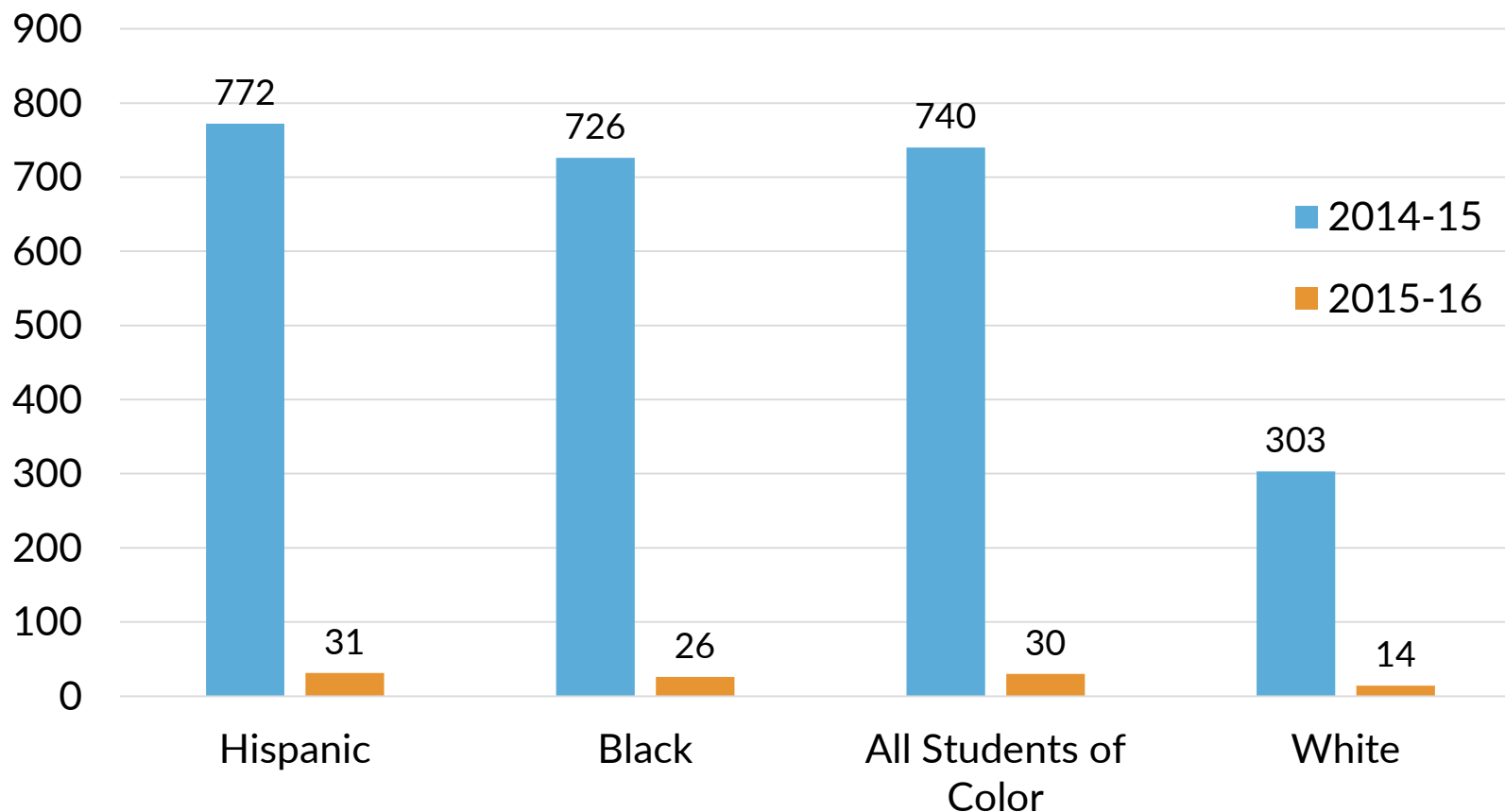
Pending Revocation of Probation Rate by 2020

# Sub-Indicator

- Technical violation rate
  - Pending
  - Definition: total technical revocations/total revocations
  - Individuals are revoked when they violate the terms of probation set by courts
  - Data requested from the Bexar County Community Supervision & Corrections Department (CSCD)

# Sub-Indicator

## Truant Student Rate per 100,000 by Ethnicity



Total truant students:

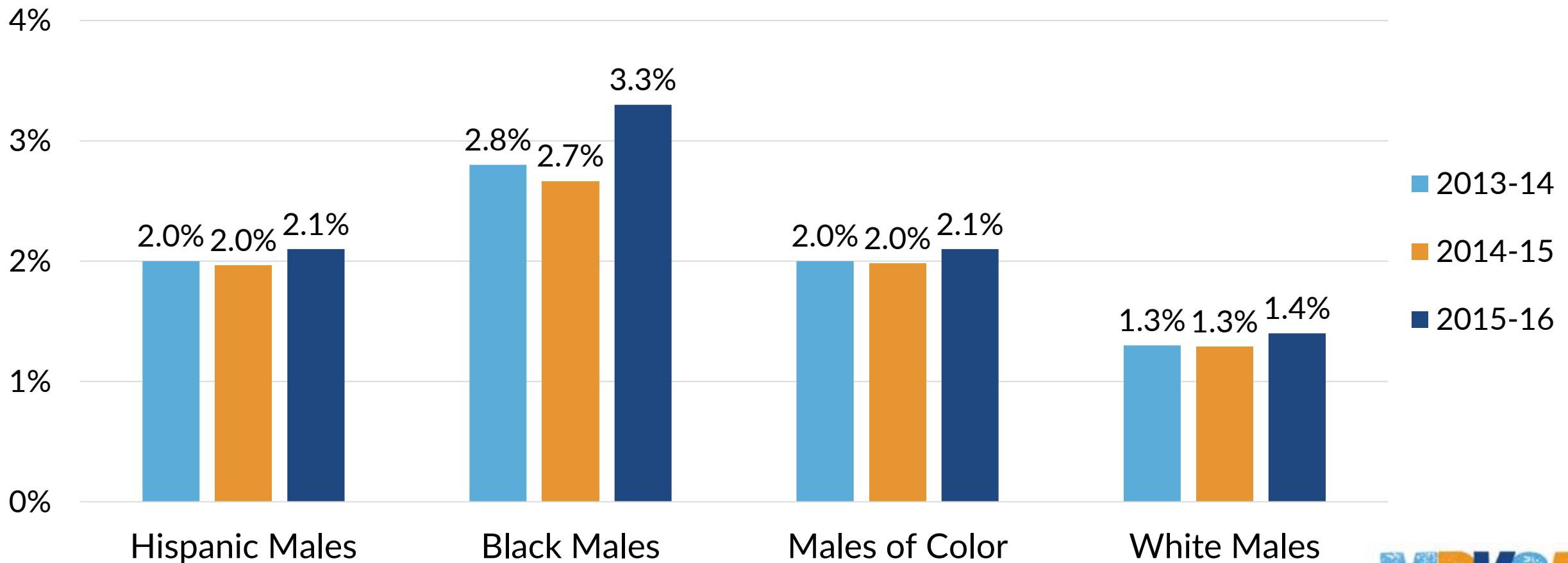
Ethnicity	2014-15	2015-16
Hispanic	2,070	83
Black	196	7
Other Students of Color	30	*
White	177	8

\* Fewer than 5

Source: Texas Education Agency Public Information Request, Information and Analysis Division, Bexar County 15 ISDs, 2014-15 (only one year available); Note: Rates include both male and female individuals, as truancy is not available by gender as well as ethnicity.

# Sub-Indicator

## Disciplinary Alternative Education Program (DAEP) Referral Rate



Source: Texas Education Agency Public Information Request, Information and Analysis Division, Bexar County 15 ISDs





# MBKSA Indicator Definitions and Sources

Indicator	Definition	Source
On-time High School Graduation Rate	Four-year longitudinal federal graduation rate (Bexar County 15 ISDs)	Public Information Request to Texas Education Agency (TEA)
• 3 <sup>rd</sup> grade reading rate	Rate passing 3 <sup>rd</sup> grade reading STAAR at Level II Final Recommended Standard (Bexar 15 ISDs)	Public Information Request to TEA
• 9 <sup>th</sup> grade retention rate	Percent of students held back in 9 <sup>th</sup> grade (Bexar 15 ISDs)	Public Information Request to TEA
• Dropout rate	Four-year Longitudinal dropout rate (Bexar 15 ISDs)	Public Information Request to TEA
Post-secondary attainment rate	Percent of Bexar County residents 25-34 with at least a certificate	American Community Survey (ACS) 1-year Public Use Microdata Sample (PUMS); Texas Higher Education Coordinating Board
• Enrollment rate	Percent of Bexar County 15 ISD high school graduates who enroll in a Texas institute of higher education the fall after graduation	Texas Higher Education Coordinating Board (THECB)
• Persistence rate	Percent of full-time first-time college students who return to the same or another institution the fall of the next school year (UTSA and Alamo Colleges)	THECB
• College Graduation rate	Percent of full-time first-time college students who complete a degree in 150% of normal time to complete (3 years for Alamo Colleges, 4 years for UTSA, OLLU, St. Mary's, Trinity, UIW)	Integrated Post-Secondary Education Data System (IPEDS)
Opportunity youth rate	Percent of men ages 16-24 not working or in school	ACS 5-year PUMS
• Rate without HS credential	Percent of men ages 18-24 without a High School Diploma or GED	ACS 5-year PUMS
• Employment rate of men with criminal record	Pending. Percent of men 18-34 on probation who are employed	Requested from Bexar County Community Supervision and Corrections Department (CSCD)
Violent crime victimization rate	Rate per 100,000 Bexar County residents under 35 of victims of violent crime	San Antonio Police Department, ACS 5-year PUMS
• Homicide Mortality Rate	Rate per 100,000 Bexar County residents under 35 of deaths attributed to homicide	San Antonio Metropolitan Health District
• Child Abuse Indicator	Rate of confirmed victims of abuse/neglect per 100,000 population	Texas Department of Family and Protective Services
• Juvenile probation rate	Rate of males 10-17 on probation of population	Bexar County Juvenile Probation, ACS 1-year PUMS
Juvenile Recidivism Rate	Percent of first-time juvenile offenders ages 10-16 in Bexar County who are re-arrested within 3 years	Bexar County Juvenile Probation
Revocation of Probation Rate	Pending. Percent of probationers ages 18-34 who have been revoked	Requested from Bexar County CSCD
• Technical Violation of Probation	Pending. Percent of probationers ages 18-34 revoked for technical violations	Requested from Bexar County CSCD
• Truancy Rate	Percent of Bexar County students who are required to appear in court due to truancy violations	Public Information Request to TEA
• Alternative School Referral Rate	Percent of students referred to Disciplinary Alternative Education Programs (Bexar 15 ISDs)	Public Information Request to TEA